


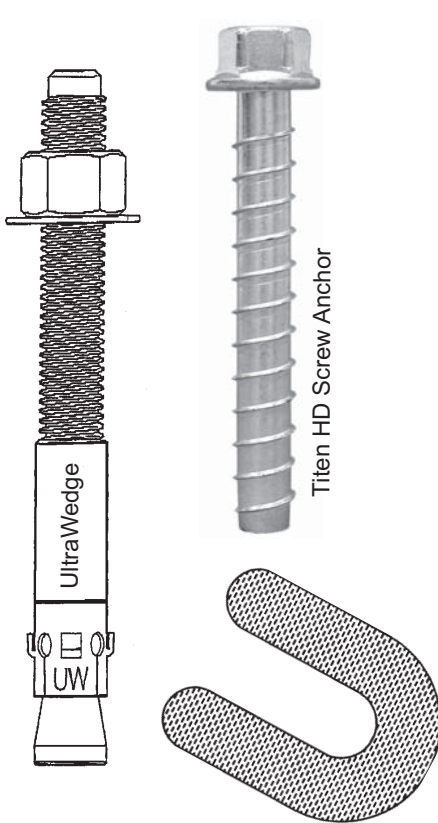


Installers Catalog

Top products for top professionals!

Wedge Anchors • Shims • Rotary Hammer Carbide Bits • Rebar Cutters
 Screw Anchors • Shims • Rotary Hammer Carbide Bits • Rebar Cutters
 Wedge Anchors • Shims • Rotary Hammer Carbide Bits • Rebar Cutters
 Screw Anchors • Shims • Rotary Hammer Carbide Bits • Rebar Cutters
 Wedge Anchors • Shims • Rotary Hammer Carbide Bits • Rebar Cutters

Concrete and Masonry Installation Supplies



**WHAT YOU
 NEED TO GET
 THE JOB DONE!**

www.sviinternational.com




TABLE OF CONTENTS		
Wedge Anchors	ULTRAWEDGE™	2
	STRONG-BOLT™ for cracked concrete	3
Screw Anchors	TITEN HD™ stronger, faster, neater!	4, 5
Carbide Drill Bits	Simpson Strong-Tie	6 - 9
	Concrete Termite	12, 13
Core Bits	Simpson Strong-Tie	10
Rebar Cutters & Adapters	Simpson Strong-Tie for SDS-Plus, Max & Spline ...	11
Rebar Cutter	Concrete Termite	14
Shims	for 3/4" wedge and screw anchors	15

Please tell SVI what else YOU USE that belongs in this book.

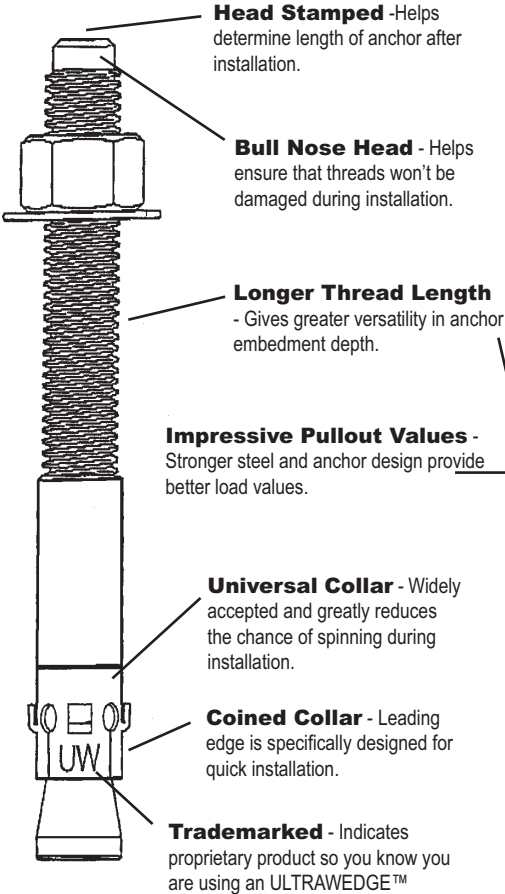
Since 1977



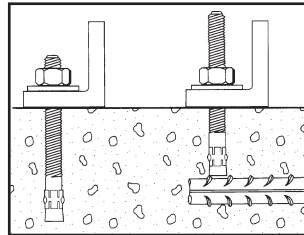


Wedge Anchors • *The choices are yours!*

ULTRAWEDGE™ Wedge Anchor for concrete and masonry



This Wedge Anchor is used for heavy-duty fastening applications where high pullout values are required. The anchor and the hole diameter are the same, simplifying anchor installation. The advanced design of the collar, with three protruding prongs to grip the interior of the hole, reduces the likelihood of the anchor "spinning" during installation. In addition the hole depth is not critical, as the wedge is non-bottom bearing, although the hole must be at least as deep as its minimum embedment depth.



ICC-ES Approved (formerly ICBO) Report #ER-6083

Meets GSA Spec, FF-S-325 Group II, Type 4, Class 1.

SV#	Dia.	Length	Min. Embedment	Thread Length	Box/Ctn Qty	Weight Per 100
BH-7074-75	1/4"	1-3/4"	1-1/8"	7/8"	100/1000	3.32
BH-7074-76	1/4"	2-1/4"	1-1/8"	1-3/8"	100/1000	3.92
BH-7074-77	1/4"	3-1/4"	1-1/8"	2"	100/1000	5.20
BH-7074-78	3/8"	2-1/4"	1-1/2"	1"	100/600	8.22
BH-7074-79	3/8"	2-3/4"	1-1/2"	1-1/2"	100/500	10.50
BH-7074-80	3/8"	3"	1-1/2"	1-13/16"	100/500	11.36
BH-7074-81	3/8"	3-3/4"	1-1/2"	2-1/2"	100/500	13.36
BH-7074-82	3/8"	5"	1-1/2"	2-13/16"	50/300	16.84
BH-7074-83	3/8"	6-1/2"	1-1/2"	4"	50/300	22.36
BH-7074-84	1/2"	2-3/4"	2-1/4"	1-5/16"	50/250	20.00
BH-7074-85	1/2"	3-3/4"	2-1/4"	2-5/16"	50/250	26.12
BH-7074-86	1/2"	4-1/4"	2-1/4"	2-13/16"	25/200	28.48
BH-7074-87	1/2"	5-1/2"	2-1/4"	3-1/4"	25/150	32.48
BH-7074-88	1/2"	7"	2-1/4"	4"	25/125	43.52
BH-7074-89	1/2"	8-1/2"	2-1/4"	4"	25/100	53.44
BH-7074-90	1/2"	10"	2-1/4"	4"	25/100	58.24
BH-7074-91	1/2"	12"	2-1/4"	4"	25/100	69.58
BH-7074-92	5/8"	3-1/2"	2-3/4"	1-13/16"	25/125	41.60
BH-7074-93	5/8"	4-1/2"	2-3/4"	2-7/8"	25/125	47.04
BH-7074-94	5/8"	5"	2-3/4"	3-15/16"	25/125	56.58
BH-7074-95	5/8"	6"	2-3/4"	4"	25/100	57.84
BH-7074-96	5/8"	7"	2-3/4"	4"	25/100	72.40
BH-7074-97	5/8"	8-1/2"	2-3/4"	4"	25/100	83.84
BH-7074-98	5/8"	10"	2-3/4"	4"	10/40	96.60
BH-7074-99	5/8"	12"	2-3/4"	4"	10/40	102.97
BH-7075-01	3/4"	4-1/4"	3-1/4"	2-3/8"	20/100	65.20
BH-7075-02	3/4"	4-3/4"	3-1/4"	2-13/16"	20/80	71.70
BH-7075-03	3/4"	5-1/2"	3-1/4"	3-1/2"	20/80	78.40
BH-7075-04	3/4"	6-1/4"	3-1/4"	4"	10/60	90.60
BH-7075-05	3/4"	7"	3-1/4"	4"	10/50	98.00
BH-7075-06	3/4"	8-1/2"	3-1/4"	4"	10/50	118.00
BH-7075-07	3/4"	10"	3-1/4"	4"	10/40	138.80
BH-7075-08	3/4"	12"	3-1/4"	4"	10/40	169.20
BH-7075-09	7/8"	6"	3-7/8"	3-1/4"	5/50	126.40
BH-7075-10	7/8"	8"	3-7/8"	3-1/4"	5/25	160.80
BH-7075-11	7/8"	10"	3-7/8"	4"	5/20	197.20
BH-7075-12	1"	6"	4-1/2"	3-1/4"	5/30	170.80
BH-7075-13	1"	9"	4-1/2"	3-1/4"	5/20	240.00
BH-7075-14	1"	12"	4-1/2"	4"	5/20	288.00
BH-7075-15	1"	15"	4-1/2"	4"	5/20	366.40

Thread length is measured from top of anchor including Bull Nose head.

Wedge Anchor	Test Results	f c = 2,000 psi			f c = 4,000 psi			Minimum Edge Distance	Minimum Edge Reduction
		Critical Edge Distance	Ultimate Tension Load (lbs.)	Ultimate Shear Load (lbs.)	Critical Edge Distance	Ultimate Tension Load (lbs.)	Ultimate Shear Load (lbs.)		
1/4"	1-1/8"	1-1/4"	1,417	1,452	3"	2,028	1,452	1-1/4"	0.78
	1-15/16"		2,269	1,452		2,028	1,452		
	2-3/4"		3,120	1,452		2,028	1,452		
3/8"	1-1/2"	1-7/8"	2,335	4,808	4-1/2"	3,226	4,808	1-7/8"	0.78
	3-1/4"		3,394	4,808		3,226	4,808		
	5"		4,452	4,808		3,226	4,808		
1/2"	2-1/4"	2-1/2"	3,876	8,168	6"	6,687	8,168	2-1/2"	0.78
	4-1/8"		5,208	8,168		9,689	8,168		
	6"		6,539	8,168		9,689	8,168		
5/8"	2-3/4"	3-1/8"	5,429	11,529	7-1/2"	9,862	11,529	3-1/8"	0.78
	4-7/8"		7,808	11,529		9,862	11,529		
	7"		10,187	11,529		9,862	11,529		
3/4"	3-1/4"	3-3/4"	8,812	13,224	9"	13,484	14,912	3-3/4"	0.78
	5-5/8"		11,874	13,224		13,484	14,912		
	8"		14,935	13,224		13,484	14,912		
7/8"	3-7/8"	4-3/8"	12,044	14,912	10-1/2"	17,322	14,912	4-3/8"	0.78
	6-5/16"		15,796	14,912		17,322	14,912		
	8-3/4"		19,548	14,912		17,322	14,912		
1"	4-1/2"	5"	14,566	16,597	12"	23,892	16,597	5"	0.78
	7-1/4"		22,651	16,597		23,892	16,597		
	10"		30,735	16,597		23,892	16,597		

Wedge anchor part numbers

listed above are for zinc plated carbon steel. If you require alternate materials add the following suffix to the part number:

- Mechanically Galvanized "MG"
- 303 Stainless Steel "303"
- 316 Stainless Steel "316"

Note: Some sizes are not offered in alternate materials. For exact alternate material availability consult SVI.

Tests were independently performed in accordance with ASTM E488 and ICBO AC58. A safety factor of 4:1 or 25% is generally accepted as a safe working load. Reference should be made to applicable codes for the specific working ratio. Some test values are interpolations or extrapolations.



Wedge Anchors • The choices are yours!

STRONG-BOLT™ Wedge Anchor for cracked concrete

The Strong-Bolt™ is a wedge anchor specifically designed for optimum performance in cracked concrete; a new requirement that the 2003 IBC placed on post installed anchors. Rigorously tested according to the newest industry-wide criteria, the Strong-Bolt is proven to offer increased reliability in the most adverse conditions, including proper functioning in cracked concrete under static and seismic loading. The proprietary tri-segmented clip has dual undercutting embossments on each segment which enable secondary or follow-up expansion if a crack forms and intersects the anchor location. This significantly increases the ability of the Strong-Bolt to carry the load if the hole opened slightly due to a crack. The Strong-Bolt sets like a standard wedge anchor.



Features:

Tri-segmented clip: Each segment is able to adjust independently increasing follow-up expansion should the hole increase in size as a result of a crack.

Dual embossments on each clip segment: Allows the clip to undercut into the concrete increasing follow-up expansion should a crack occur.

316 stainless steel clip: In addition to superior corrosion resistance, a stainless steel clip offers better "memory". The memory contributes to the anchor's performance should the hole size increase due to a crack.

Installs like a standard wedge anchor: No complicated installation procedure. No need for special bits or installation tools.

Material: Carbon steel stud with 316 stainless steel clip.

Finish: Zinc plated

Test Criteria: The Strong-Bolt has been tested in accordance with the ICC-ES Acceptance Criteria for Mechanical Anchors in Concrete Elements (AC193) and ACI 355.2 for the following:

- Static tension and shear loading in cracked and uncracked concrete
- Seismic and wind loading in cracked and uncracked concrete
- Performance in cracked concrete

SV#	Dia.	Length	Thread Length	Box/Ctn Qty
BH-7075-45	1/2"	3-3/4"	2-5/16"	25/125
BH-7075-46	1/2"	4-1/4"	2-13/16"	25/100
BH-7075-47	1/2"	5-1/2"	4-1/16"	25/100
BH-7075-48	1/2"	7"	5-9/16"	25/100
BH-7075-49	1/2"	8-1/2"	6"	25/50
BH-7075-50	1/2"	10"	6"	25/50
BH-7075-51	5/8"	4-1/2"	2-7/8"	20/80
BH-7075-52	5/8"	5"	3-3/8"	20/80
BH-7075-53	5/8"	6"	4-3/8"	20/80
BH-7075-54	5/8"	7"	5-3/8"	20/80
BH-7075-55	5/8"	8-1/2"	6"	20/40
BH-7075-56	5/8"	10"	6"	10/20
BH-7075-58	3/4"	5-1/2"	3-5/8"	10/40
BH-7075-59	3/4"	6-1/4"	4-3/8"	10/40
BH-7075-60	3/4"	7"	5-1/8"	10/40
BH-7075-61	3/4"	8-1/2"	6"	10/20
BH-7075-62	3/4"	10"	6"	10/20



Application: Interior environment where low levels of moisture and corrosive chemicals are present.



Installation: Do not EVER use an impact wrench to set or tighten the Strong-Bolt or any wedge style anchor.

Wedge Anchor		Data					
		f _c = 2,500 psi					
Anchor Size	Embedment Depth	Critical Edge Distance	Minimum Edge Distance	Minimum Concrete Thickness	Tension Resistance of Steel	Steel Strength in Shear	Shear Resistance Seismic Loads
1/2"	2-3/4"	9"	4"	4-1/2"	13,500 lbs.	6,560 lbs.	6,560 lbs.
	3-7/8"	7-7/8"		6"			
	5"	6-3/4"		6-3/4"			
5/8"	3-3/8"	11"	5"	5-1/2"	20,875 lbs.	10,475 lbs.	8,380 lbs.
	5-1/8"	9-5/8"		7-7/8"			9,715 lbs.
	6-1/8"	8-1/4"		8-1/4"			10,475 lbs.
3/4"	4-1/8"	13-1/2"	6"	6-3/4"	34,125 lbs.	19,305 lbs.	15,445 lbs.
	5-3/4"	11-3/4"		8-3/4"			17,305 lbs.
	7-1/2"	10-1/8"		10-1/8"			19,305 lbs.



Screw Anchors • *Faster, Stronger, Neater!*

TITEN HD™ Screw Anchor for concrete and masonry



The Titen HD is a patented, high-strength screw anchor for concrete and masonry. The self-undercutting, non-expansion characteristics of the Titen HD makes it the ideal anchor for structural applications, even at minimum edge distances and under reduced spacing conditions. The proprietary cutting teeth enable the Titen HD to be installed in one eighth of the time when compared to traditional expansion anchors, and at significantly reduced installation torques. The anchor can be installed with a standard ANSI tolerance drill bit and is removable. **Recommended for permanent dry, interior noncorrosive environments or temporary outdoor applications. Contact SVI for more information.**

Performance Features:

Higher load capacity and vibration resistance: Threads along the length of the anchor undercut the concrete and efficiently transfer the load to the base material.

Specialized Heat Treating Process: Creates superior surface hardness at the tip to facilitate cutting, while at the same time not compromising ductility within the anchor body.

Less spacing and edge distance required: The anchor does not exert expansion forces on the base material.

Easy post-installation inspection: The head is stamped with the Simpson "no-equal" sign and the anchor length in inches.

Installation Features:

No special drill bit needed: Designed to install using standard sized ANSI tolerance drill bits.

Installs with 50% less torque: Testing shows that when compared to competitors, the Titen HD requires 50% less torque to be installed in concrete.

Less installation time: No secondary setting or torquing is required.

Hex-washer head: Requires no separate washer and provides a clean installed appearance.

Removable: Ideal for temporary anchoring (e.g. formwork, bracing) or applications where fixtures or equipment may someday need to be moved. Re-use of the anchor to achieve listed load values is not recommended. See reinstallation note on next page.

Material: Carbon steel, heat treated.

Finish: Zinc plated or mechanically galvanized.

Codes: ICC-ES ESR-1056; City of L.A. RR25560; Florida FL 2304.2; Factory Mutual 3017082; "D" dia. Meadow-Burke approved for tilt-up wall bracing.

Test Criteria: The Titen HD anchor has been tested in accordance with ICC-ES's Acceptance Criteria for Pre-drilled Fasteners (Screw Anchors) in Concrete or Masonry (AC106) ICC report ESR-1056 recognizes the Titen HD for the following:

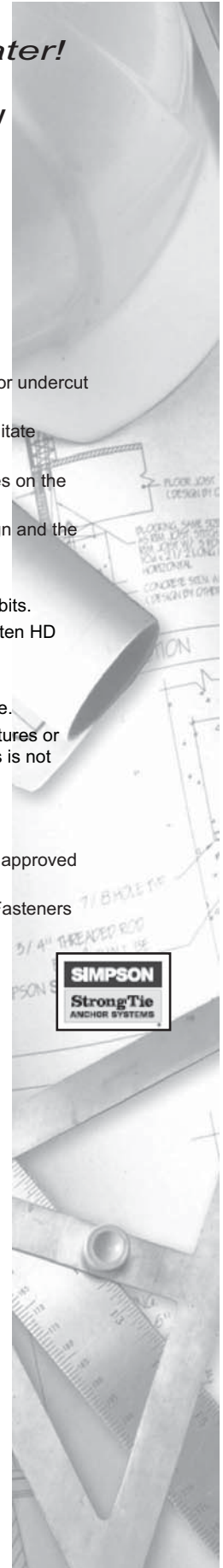
- Static tension and shear loading.
- Critical and minimum edge distance and spacing.
- Seismic and wind loading.
- Combination tension and shear loading.

Serrated teeth on the tip of the Titen HD threads facilitate cutting and reduce installation torque.




SVI#	Dia.	Length	Material	Box/Ctn Qty
BH-7075-23-MG	3/8"	5"	Mechanically Galvanized	50/100
BH-7075-24-MG	3/8"	6"	Mechanically Galvanized	50/100
BH-7075-27-MG	1/2"	5"	Mechanically Galvanized	20/80
BH-7075-28-MG	1/2"	6"	Mechanically Galvanized	20/80
BH-7075-29-MG	1/2"	6-1/2"	Mechanically Galvanized	20/40
BH-7075-30-MG	1/2"	8"	Mechanically Galvanized	20/40
BH-7075-32-MG	5/8"	5"	Mechanically Galvanized	10/40
BH-7075-33-MG	5/8"	6"	Mechanically Galvanized	10/40
BH-7075-34-MG	5/8"	6-1/2"	Mechanically Galvanized	10/40
BH-7075-35-MG	5/8"	8"	Mechanically Galvanized	10/20

SVI#	Dia.	Length	Material	Box/Ctn Qty
BH-7075-21	3/8"	3"	Zinc Plated	50/200
BH-7075-22	3/8"	4"	Zinc Plated	50/200
BH-7075-23	3/8"	5"	Zinc Plated	50/100
BH-7075-24	3/8"	6"	Zinc Plated	50/100
BH-7075-25	1/2"	3"	Zinc Plated	25/100
BH-7075-26	1/2"	4"	Zinc Plated	20/80
BH-7075-27	1/2"	5"	Zinc Plated	20/80
BH-7075-28	1/2"	6"	Zinc Plated	20/80
BH-7075-29	1/2"	6-1/2"	Zinc Plated	20/40
BH-7075-30	1/2"	8"	Zinc Plated	20/40
BH-7075-30A	1/2"	12"	Zinc Plated	20/40
BH-7075-30B	1/2"	13"	Zinc Plated	20/40
BH-7075-30C	1/2"	14"	Zinc Plated	20/40
BH-7075-30D	1/2"	15"	Zinc Plated	20/40
BH-7075-31	5/8"	4"	Zinc Plated	10/40
BH-7075-32	5/8"	5"	Zinc Plated	10/40
BH-7075-33	5/8"	6"	Zinc Plated	10/40
BH-7075-34	5/8"	6-1/2"	Zinc Plated	10/40
BH-7075-35	5/8"	8"	Zinc Plated	10/20
BH-7075-36	3/4"	4"	Zinc Plated	10/40
BH-7075-37	3/4"	5"	Zinc Plated	5/20
BH-7075-38	3/4"	6"	Zinc Plated	5/20
BH-7075-39	3/4"	6" tilt	Zinc Plated	5/20
BH-7075-40	3/4"	7"	Zinc Plated	5/10



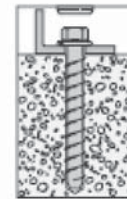
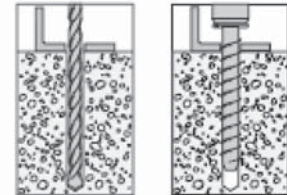
Screw Anchors • *Faster, Stronger, Neater!*

TITEN HD™ Screw Anchor for concrete and masonry



Titen HD Anchor Test Results				f c = 2,000 psi concrete		f c = 4,000 psi concrete	
Anchor Size	Embedment Depth	Critical Edge Distance Tension	Critical Edge Distance Shear	Ultimate Tension Load (lbs.)	Ultimate Shear Load (lbs.)	Ultimate Tension Load (lbs.)	Ultimate Shear Load (lbs.)
3/8"	2-3/4"	3"	4-1/2"	4,297	6,353	6,204	-
	3-3/4"			7,087	6,377	9,820	-
1/2"	2-3/4"	4"	6"	4,610	6,435	6,580	9,987
	3-5/8"			7,413	9,324	10,742	13,027
	5-3/4"			10,278	11,319	15,640	-
5/8"	2-3/4"	5"	7-1/2"	4,610	7,745	6,580	9,987
	4-1/8"			8,742	8,706	12,286	18,607
	5-3/4"			12,953	12,498	18,680	-
3/4"	2-3/4"	6"	9"	4,674	7,832	6,580	11,460
	4-5/8"			10,340	11,222	17,426	24,680
	5-3/4"			13,765	19,793	18,680	24,680

- **Faster to install, just drill and drive.**
- **No special drill bit required.**
- **Unlike wedge anchors, the Titen HD can be installed using an air impact.**
- **ICC Listed**
- **U.S. Patents 5,674,035 and 6,623,228**
- **Ideal for professional looking installation**
- **Removable**



Anchor Fatigue Testing: Tested in accordance with ASTM E-488 for the effects of fatigue. 25% of the average ultimate load was applied to the anchor for 2 million cycles at a frequency of 15 Hz. Subsequent load tests showed no reduction in ultimate tension capacity.

Vibratory Load Testing: A 150 lb. concrete block was suspended from a 3/8" diameter anchor embedded at 1-1/2" and vibrated for 12.6 million cycles at a frequency of 30 Hz and an amplitude of 0.0325 inches. Subsequent load test showed no reduction in ultimate tension capacity.



Caution: Oversized holes in the base material will reduce or eliminate the mechanical interlock of the threads with the base material and will reduce the anchor's load capacity. Use a Titen HD one time only. Installing the anchor multiple times may result in excessive thread wear and reduce load capacity.

- Drill a hole in the base material using a carbide drill bit the same diameter as the nominal diameter of the anchor to be installed. Drill the hole to the specified embedment depth plus 1/2" to allow the thread tapping dust to settle and blow it clean using compressed air. Overhead installations need not be blown clean. Alternatively, drill the hole deep enough to accommodate embedment depth and dust from drilling and tapping.
- Insert the anchor through the fixture and into the hole.
- Tighten the anchor into the base material until the hex washer head contacts the fixture.

Suggested Specifications:

Screw anchors shall have 360-degree contact with the base material and shall not require oversized holes for installation. Fasteners shall be manufactured from carbon steel, and are heat-treated. Anchors shall be zinc plated in accordance with ASTM B633 or mechanically galvanized in accordance with ASTM B695. Anchors are not to be reused after initial installation. Screw anchors shall be Titen HD anchors from SVI International, Inc. Anchors shall be installed per instructions for the Titen HD.

SVI is your answer!



SIMPSON Carbide Drill Bits for concrete and masonry

Carbide Drill Bits

Simpson Strong-Tie's carbide tipped bits are premium quality, manufactured to demanding tolerances. All bits have the following features and benefits:

FEATURES & BENEFITS:

- Vacuum brazed carbide inserts for longer bit life.
- Optimized fluting for dust removal, speeds drilling time and reduces heat and bit wear.
- Chromium, Nickel, Molybdenum steel alloy body transfers the maximum impact to the cutting head for the greatest drilling efficiency.
- Close diameter tolerance provides consistent hole diameter from bit to bit.


Select Simpson drill bits are available with Quad Head4x design. These high-quality bits with four cutting surfaces drill through concrete faster than conventional multi-tip bits. Quad head carbide tips are also brazed with a specially designed copperalloy. This operation is performed in vacuum brazing ovens to increase toughness.



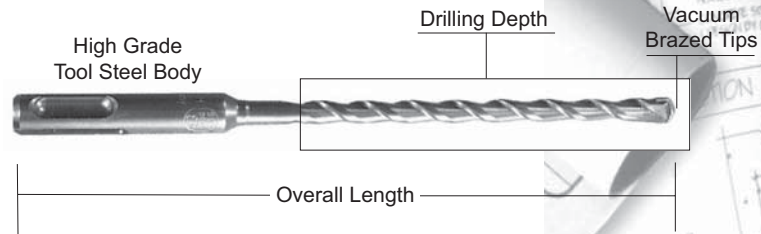
SAFETY NOTE: Always wear eye protection when operating a drill or rotohammer.



**Drill Bits conform to
ANSI Standard B212.15**



Quad Head ^{4X}



Drill Bit Tool Selection Chart

	SDS Plus	SDS Max	Spline
AEG	PHE 16RL, PHE 19RL, PHE 20, PHE 24, PHE 26, PH210		PH 240, PH 260, PH 350, PH 380, PHD 26 PHD 38, PHO 38
B & D	5013, 5014, 5016, 5053K, 5054K, 5056, 5057, BW514, DW557	5097, 5099	5041, 5042, 5043, 5044, 5045, 5049, 5093, 5095, 5096, 5098, 50593, 50595, 50596, 50598
Bosch	11207, 11210, 11211, 11212, 11213, 11215, 11221, 11222, 11224, 11228, 11234, 11236, 11239	11214, 11216, 11227, 11230, 11231, 11233	11202, 11203, 11204, 11205, 11209, 11214, 11219, 11220, 11232, 11233, 11244
Hilti	TE5, TE10, TE12, TE14, TE15, TE17, TE18, TE22, TE24, TE25, TE25S	TE54, TE55, TE 72, TE74, TE75, TE76, TE92, TE94	
Hitachi	DH15VB, DH18, DH22VD, DH24, DH25, VRT-22A, VA16	DH40MA, DH40MB, DH50MB	DH38YE, DH40FA, DH40FB, DH50SB
Kango	200, 285, 327, 422, 426, 430, 439D		430S, 501S637S, 728S, 750S, 950S
Makita	HR1821, HR2000, HR2400, HR2511	HR4000C, HR4500C, HR5001C	HR3851, HR5000
Metabo	6010, 6018, 6020, 6026		RH-32, RH-33, RH-66, RH-99, 1129, 6030
Milwaukee	5303, 5311, 5316, 5320, 5324, 5362, 5366, 5367, 5368, 5369, 5383	5313-20, 5346	5316, 5316-6.5352, 5343, 5347
Porter Cable	639		
Ramset	425		442, 445, 475
Red Head	555, 715		747-2
Ryobi	ED160, ED211		PK382
Skil	642, 1740, 6372		
Wacker	11/110		

SIMPSON Carbide Drill Bits for concrete and masonry

SDS-PLUS® Shank Bits

SVI#	Dia.	Drilling Depth	Overall Length
BH-7063-06-04	3/8"	4"	6"
BH-7063-06-10	3/8"	6"	8"
BH-7063-06-12	3/8"	12"	14"
BH-7063-08-06	1/2"	6"	8"
BH-7063-08-10	1/2"	10"	12"
BH-7063-08-12	1/2"	12"	14"
BH-7063-08-18	1/2"	18"	20"
BH-7063-08-24	1/2"	24"	26"
BH-7063-09-06	9/16"	6"	8"
BH-7063-09-12	9/16"	12"	14"
BH-7063-09-18	9/16"	18"	20"
BH-7063-10-08	5/8"	8"	10"
BH-7063-10-12	5/8"	12"	14"
BH-7063-10-18	5/8"	18"	20"
BH-7063-10-24	5/8"	24"	26"
BH-7063-11-08	11/16"	8"	10"
BH-7063-12-08	3/4"	8"	10"
BH-7063-12-10	3/4"	10"	12"
BH-7063-12-12	3/4"	12"	14"
BH-7063-12-18	3/4"	18"	20"
BH-7063-12-24	3/4"	24"	26"
BH-7063-13-08	13/16"	8"	10"
BH-7063-14-08	7/8"	8"	10"
BH-7063-14-12	7/8"	12"	14"
BH-7063-14-18	7/8"	18"	20"
BH-7063-16-10	1"	10"	12"
BH-7063-16-18	1"	18"	20"



SDS Plus Carbide Drill Bits

SDS-Plus shank bits use an asymmetrical-parabolic flute for efficient energy transmission and dust removal.

SDS-PLUS® Quad Head Bits

SVI#	Dia.	Drilling Depth	Overall Length
BH-7063Q-12-08	3/4"	8"	10"
BH-7063Q-12-12	3/4"	12"	14"
BH-7063Q-12-18	3/4"	18"	20"
BH-7063Q-14-08	7/8"	8"	10"
BH-7063Q-14-12	7/8"	12"	14"
BH-7063Q-14-18	7/8"	18"	20"
BH-7063Q-16-10	1"	10"	12"
BH-7063Q-16-18	1"	18"	20"
BH-7063Q-18-10	1-1/8"	10"	12"
BH-7063Q-18-18	1-1/8"	18"	20"



Quad Head 4X

More bit styles on following pages:

FAILURES:

Warranty claims will occur on less than 1/2 of 1% of the Simpson carbide-tipped bits used. This estimate is based on experience with many millions of bits in various tools and materials.

The following information has been produced to enable you to improve your ability to fairly determine defects. **BITS ARE WARRANTED FOR REPLACEMENT ONLY AND IN NO CIRCUMSTANCES WILL SIMPSON BE LIABLE FOR MERCHANTABILITY OR LOSS OF SERVICE.**

If the defect is not obvious, please return the bit to our home office in Dublin, CA. Warranty decisions will be made within 48 hours after receiving the returned item(s).

FOR BEST BIT WEAR LIFE / PRODUCTION OUTPUT USE THE FOLLOWING GUIDELINES:

- Ensure that the tool holders are in good shape. Deformation of the slots or contours of the bit shanks are a positive indication of tool holder wear. Worn tool holders reduce rotational and energy transfer efficiencies. Repair or replacement is required for efficient hole production.
- The lines of force should be kept as close as possible to 90° to the axis. The tool and bit should be kept directly in line with the hole.
- The bit should not be used as a hammer support when working in walls. Such use reduces energy transfer, slows rotation, accelerates flute wear, and is indicative of poor workmanship. The hammer should be supported at all times when working in walls.
- Only a slight "guiding pressure" is required to assist hammers when working on a horizontal surface. The weight of the hammer itself is almost sufficient for optimum production. Some guiding pressure absorbs recoil and assists in hole production. Obviously, compensation for the pressure which the weight of the hammer produces, must be made when working in ceilings and walls. Caution must be taken not to apply too much pressure as this retards hole production.
- Generally speaking, when a bit becomes very dull, it should be retired; it has done its job. Note: resharpening of drill bits voids the warranty.
- Bit life is generally measured by flute wear. We measure the diameter of the flutes directly behind the tip (area of most wear) and compare that reading to the diameter at the top of the bit (area of least wear). The resultant difference indicates wear life. If a measurement is greater than the standard shown in the chart, the bit is considered to be out of warranty.

Bit Dia. (in.)	Wear Diff. (in.)	Bit Dia. (in.)	Wear Diff. (in.)	Bit Dia. (in.)	Wear Diff. (in.)	Bit Dia. (in.)	Wear Diff. (in.)
3/16	.008	1/2	.020	7/8	.028	1 1/2	.043
1/4	.008	5/8	.024	1	.032	1 3/4	.048
5/16	.012	3/4	.024	1 1/8	.036	2	.048
3/8	.016	7/8	.024	1 1/4	.039	2 1/4	.048
7/16	.020	1	.024	-	-	-	-

BIT FAILURES CAN OCCUR IN THE FOLLOWING WAYS:

Carbide tip fractures:

Carbide fracture can be caused by two primary reasons: hitting an extremely hard foreign object in the concrete or hitting and staying on reinforcing steel. Steel strikes are readily identifiable. The bit steel will be damaged as well as the tip itself. The operator should cease hole production when the bit stops turning and start a new hole. Bits damaged due to steel strikes are not warranted.



Shank Breakage behind the head:

If the break area shows jagged steel and no notch, the bit has been over-torqued by jamming in the hole. The bit is not covered by warranty.



Shank transition area on upper shaft is polished:

This is a positive indication that the bit has been used to produce deeper holes than it should. This means that debris has not been able to clear the hole readily, producing excessive heat buildup, which destroyed the bit-no warranty replacement. (User should purchase longer bits or use a lighter-duty hammer with small diameter bits).



Tool holder slots, dimples, or recesses show wear:

This indicates the hammer tool holder should be repaired or replaced-no warranty replacement.






SIMPSON Carbide Drill Bits for concrete and masonry

SDS Max® Carbide Drill Bits



SVI#	Dia.	Drilling Depth	Overall Length
Standard Head			
BH-7064-08-13	1/2"	8"	13"
BH-7064-08-21	1/2"	16"	21"
BH-7064-09-13	9/16"	8"	13"
BH-7064-09-21	9/16"	16"	21"
BH-7064-28-23	1-3/4"	18"	23"
BH-7064-32-23	2"	18"	23"
Quad Head			
BH-7064Q-10-13	5/8"	8"	13"
BH-7064Q-10-21	5/8"	16"	21"
BH-7064Q-10-36	5/8"	31"	36"
BH-7064Q-11-21	11/16"	16"	21"
BH-7064Q-12-13	3/4"	8"	13"
BH-7064Q-12-21	3/4"	16"	21"
BH-7064Q-12-36	3/4"	31"	36"
BH-7064Q-13-21	13/16"	16"	21"
BH-7064Q-14-13	7/8"	8"	13"
BH-7064Q-14-21	7/8"	16"	21"
BH-7064Q-16-13	1"	8"	13"
BH-7064Q-16-21	1"	16"	21"
BH-7064Q-16-36	1"	31"	36"
BH-7064Q-17-23	1-1/16"	18"	23"
BH-7064Q-18-17	1-1/8"	12"	17"
BH-7064Q-18-23	1-1/8"	18"	23"
BH-7064Q-19-23	1-3/16"	18"	23"
BH-7064Q-20-15	1-1/4"	10"	15"
BH-7064Q-20-23	1-1/4"	18"	23"
BH-7064Q-20-36	1-1/4"	31"	36"
BH-7064Q-21-23	1-5/16"	18"	23"
BH-7064Q-22-17	1-3/8"	12"	17"
BH-7064Q-22-23	1-3/8"	18"	23"
BH-7064Q-23-23	1-7/16"	18"	23"
BH-7064Q-24-23	1-1/2"	18"	23"
BH-7064Q-25-23	1-9/16"	18"	23"



Quad Head 4X

Quad Head 4X have four cutting surfaces and drill through concrete faster than conventional multi-tip bits. Quad head bits are also brazed with a specially designed copper alloy. This operation is performed in vacuum brazing ovens to increase toughness.



Installation of a **Titen HD™** screw anchor is faster, stronger and neater than using conventional wedge anchors.

Spline Shank Carbide Drill Bits



SVI#	Dia.	Drilling Depth	Overall Length
BH-7065-06-08	3/8"	3"	8"
BH-7065-06-11	3/8"	6"	11"
BH-7065-06-13	3/8"	8"	13"
BH-7065-06-16	3/8"	11"	16"
BH-7065-07-13	7/16"	8"	13"
BH-7065-08-11	1/2"	6"	11"
BH-7065-08-13	1/2"	8"	13"
BH-7065-08-16	1/2"	11"	16"
BH-7065-08-23	1/2"	18"	23"
BH-7065-08-27	1/2"	22"	27"
BH-7065-08-36	1/2"	31"	36"
BH-7065-09-11	9/16"	6"	11"
BH-7065-09-13	9/16"	8"	13"
BH-7065-09-16	9/16"	11"	16"
BH-7065-09-23	9/16"	18"	23"
BH-7065-10-10	5/8"	5"	10"
BH-7065-10-13	5/8"	8"	13"
BH-7065-10-16	5/8"	11"	16"
BH-7065-10-23	5/8"	18"	23"
BH-7065-10-27	5/8"	22"	27"
BH-7065-10-36	5/8"	31"	36"
BH-7065-11-13	11/16"	8"	13"
BH-7065-11-16	11/16"	11"	16"
BH-7065-12-11	3/4"	6"	11"
BH-7065-12-13	3/4"	8"	13"
BH-7065-12-16	3/4"	11"	16"
BH-7065-12-23	3/4"	18"	23"
BH-7065-12-27	3/4"	22"	27"
BH-7065-12-36	3/4"	31"	36"
BH-7065-14-16	7/8"	11"	16"
BH-7065-14-23	7/8"	18"	23"
BH-7065-14-36	7/8"	31"	36"
BH-7065-16-16	1"	11"	16"
BH-7065-16-23	1"	18"	23"
BH-7065-16-36	1"	31"	36"
BH-7065-18-16	1-1/8"	11"	16"
BH-7065-18-23	1-1/8"	18"	23"
BH-7065-20-16	1-1/4"	11"	16"
BH-7065-20-23	1-1/4"	18"	23"
BH-7065-20-36	1-1/4"	31"	36"
BH-7065-22-16	1-3/8"	11"	16"
BH-7065-22-23	1-3/8"	18"	23"
BH-7065-24-16	1-1/2"	11"	16"
BH-7065-24-22	1-1/2"	17"	22"
BH-7065-28-22	1-3/4"	17"	22"
BH-7065-32-22	2"	17"	22"



Helical Fluting speeds drilling and keeps bits cool for long life. Bits are mounted in a bit supported head, not just a slot milled through the flute.

SVI is your answer!

SIMPSON Carbide Drill Bits for concrete and masonry

Spline Shank Quad Head Bits

SV#	Dia.	Drilling Depth	Overall Length
BH-7065Q-10-11	5/8"	6"	11"
BH-7065Q-10-16	5/8"	11"	16"
BH-7065Q-10-23	5/8"	18"	23"
BH-7065Q-10-27	5/8"	22"	27"
BH-7065Q-10-36	5/8"	31"	36"
BH-7065Q-11-16	11/16"	11"	16"
BH-7065Q-12-11	3/4"	6"	11"
BH-7065Q-12-16	3/4"	11"	16"
BH-7065Q-12-23	3/4"	18"	23"
BH-7065Q-12-27	3/4"	22"	27"
BH-7065Q-12-36	3/4"	31"	36"
BH-7065Q-14-16	7/8"	11"	16"
BH-7065Q-14-23	7/8"	18"	23"
BH-7065Q-16-16	1"	11"	16"
BH-7065Q-16-23	1"	18"	23"
BH-7065Q-16-36	1"	31"	36"
BH-7065Q-18-16	1-1/8"	11"	16"
BH-7065Q-18-22	1-1/8"	17"	22"
BH-7065Q-20-16	1-1/4"	11"	16"
BH-7065Q-20-22	1-1/4"	17"	22"
BH-7065Q-20-36	1-1/4"	31"	36"
BH-7065Q-22-16	1-3/8"	11"	16"
BH-7065Q-22-22	1-3/8"	17"	22"
BH-7065Q-24-22	1-1/2"	17"	22"
BH-7065Q-28-23	1-3/4"	18"	23"
BH-7065Q-32-23	2"	18"	23"



Quad Head 4X

Straight Shank Drill Bits

SV#	Dia.	Drilling Depth	Overall Length
BH-7062-02-03	1/8"	1"	3"
BH-7062-03-03	3/16"	2"	3-1/2"
BH-7062-03-04	3/16"	3"	4-1/2"
BH-7062-03-05	3/16"	4"	5-1/2"
BH-7062-03-06	3/16"	4"	6"
BH-7062-03-08	3/16"	6"	8"
BH-7062-04-04	1/4"	2"	4"
BH-7062-04-06	1/4"	4"	6"
BH-7062-04-12	1/4"	10"	12"
BH-7062-05-04	5/16"	3"	4-1/2"
BH-7062-05-06	5/16"	4"	6"
BH-7062-05-12	5/16"	10"	12"
BH-7062-06-06	3/8"	4"	6"
BH-7062-06-12	3/8"	10"	12"
BH-7062-07-06	7/16"	4"	6"
BH-7062-08-06	1/2"	4"	6"
BH-7062-08-12	1/2"	10"	12"
BH-7062-08-24	1/2"	22"	24"
BH-7062-09-06	9/16"	4"	6"
BH-7062-10-06	5/8"	4"	6"
BH-7062-10-12	5/8"	10"	12"
BH-7062-10-24	5/8"	22"	24"
BH-7062-12-06	3/4"	4"	6-3/8"
BH-7062-12-24	3/4"	10"	12"
BH-7062-14-06	7/8"	4"	6-3/8"
BH-7062-14-12	7/8"	10"	12"
BH-7062-16-06	1"	4"	6-3/8"
BH-7062-16-12	1"	10"	12"



Straight Shank Cutter Head

Quad Head 4X have four cutting surfaces and drill through concrete faster than conventional multi-tip bits. Quad head bits are also brazed with a specially designed copper alloy. This operation is performed in vacuum brazing ovens to increase toughness.

'A' Taper Drill Bits

SV#	Dia.	Drilling Depth	Overall Length
BH-7065-05	1/2"	7"	9"
BH-7065-06	5/8"	7"	9"
BH-7065-07	3/4"	16"	18"





SIMPSON Core Bits for concrete and masonry

Core Bits: Simpson Strong-Tie Core Bits are made to the same exacting standards as their carbide tipped drill bits. They utilize a centering bit to facilitate accurate drilling in combination hammer/drill mode.



One Piece Core Bit
Transfers Energy efficiently

SDS Max Shank One piece Core Bits with centering bit

SV#	Dia.	Length
BH-7066-15-12	1-1/2"	12"
BH-7066-15-22	1-1/2"	22"
BH-7066-20-12	2"	12"
BH-7066-20-22	2"	22"
BH-7066-25-12	2-1/2"	12"
BH-7066-25-22	2-1/2"	22"
BH-7066-30-12	3"	12"
BH-7066-30-22	3"	22"
BH-7066-35-12	3-1/2"	12"
BH-7066-35-22	3-1/2"	22"
BH-7066-40-12	4"	12"
BH-7066-40-22	4"	22"
BH-7066-50-12	5"	12"
BH-7066-50-22	5"	22"
BH-7066-60-22	6"	22"

Spline Shank One piece Core Bits with centering bit



SV#	Dia.	Length
BH-7067-15-12	1-1/2"	12"
BH-7067-15-22	1-1/2"	22"
BH-7067-20-12	2"	12"
BH-7067-20-22	2"	22"
BH-7067-25-12	2-1/2"	12"
BH-7067-25-22	2-1/2"	22"
BH-7067-30-12	3"	12"
BH-7067-30-22	3"	22"
BH-7067-35-12	3-1/2"	12"
BH-7067-35-22	3-1/2"	22"
BH-7067-40-12	4"	12"
BH-7067-40-22	4"	22"
BH-7067-50-12	5"	12"
BH-7067-50-22	5"	22"

NOTE: With 1 piece bits, once coring is begun the centering bit must be removed using the ejector pin. Core bit bodies are 2-11/16" deep.

SV#	Dia.
BH-7066-01	Center Pilot Bit with Taper Fit (for one piece bit).
BH-7066-02	Ejector Key for Center Bit Removal (for one piece bit).




SAFETY NOTE: Always wear eye protection when operating a drill or rotohammer.



Rebar Cutters & Adapters for concrete and masonry

Rebar Cutters

When hole placement conflicts with rebar or wire mesh, these bits enable the rebar to be removed so the hole can be drilled to the proper depth. Rebar cutters are separate from shanks. Shanks work with all sizes of rebar cutters.




* Use only in the rotary only mode of your SDS-Plus, SDS-Max or Spline drive drill.

SVI#	Dia.	Drilling Depth
BH-7061-01	1/2"	12"
BH-7061-02	5/8"	12"
BH-7061-03	3/4"	12"
BH-7061-04	7/8"	12"
BH-7061-05	1"	12"

Note: After drilling through the reinforcement or plate, remove debris from the hole and resume drilling with carbide tipped drill bit.

Plate Cutters

Similar to Rebar Cutters, these bits are designed for cutting through steel base plates when it is necessary to enlarge the fixture hole. These bits can also be used as rebar cutters. Plate cutters are separate from shanks. Shanks work with all sizes of plate cutters.



* Use only in the rotary only mode of your SDS-Plus, SDS-Max or Spline drive drill.

SVI#	Dia.	Drilling Depth
BH-7061-11	1/2"	12"
BH-7061-12	5/8"	12"
BH-7061-13	3/4"	12"
BH-7061-14	7/8"	12"
BH-7061-15	1"	12"

Note: After drilling through the reinforcement or plate, remove debris from the hole and resume drilling with carbide tipped drill bit.

Shanks for Rebar and Plate Cutters

SVI#	Shank Style	Description
BH-7061-20	Straight	For use in drills with jawed chucks. Use in rotation mode only.
BH-7061-21	SDS-Plus	For use in SDS-Plus style drills. Use in rotation only.
BH-7061-22	SDS-Max	For use in SDS-Max style drills. Shank design allows rotation only.
BH-7061-23	Spline	For use in Spline style drills. Shank design allows rotation only.



Drill Bit Shank Adapters



SVI#	Description
BH-7061-25	Adapter for SDS-Max to SDS-Plus
BH-7061-26	Adapter for Spline to SDS-Plus
BH-7061-27	Adapter for SDS-Top to SDS-Plus



CONCRETE-TERMITE Rotary Hammer Carbide Bits

SDS Plus



Fits SDS drive rotary hammers.

Speed range 400-100 RPM at up to 4500 blows per minute.

Carbide tip is composed of a powder made up of Tungsten Carbide, Carbon, Cobalt, and other metals which, under heat and pressure are formed into a bit tip.

Made to ANSI standard B212.15-1994.

SVI Part Number	Diameter	Overall Length	Drilling Depth
BH-7072-08-06	1/2"	6"	4"
BH-7072-08-10	1/2"	10"	8"
BH-7072-08-14	1/2"	14"	12"
BH-7072-08-18	1/2"	18"	16"
BH-7072-08-25	1/2"	25"	22"
BH-7072-10-08	5/8"	8"	6"
BH-7072-10-14	5/8"	14"	12"
BH-7072-10-18	5/8"	18"	16"
BH-7072-10-25	5/8"	25"	22"
BH-7072-12-08	3/4"	8"	6"
BH-7072-12-14	3/4"	14"	12"
BH-7072-12-18	3/4"	18"	16"
BH-7072-12-25	3/4"	25"	22"

SDS Max



Fits SDS Max drive rotary hammers.

Speed range 400-100 RPM at up to 4500 blows per minute.

Carbide tip is composed of a powder made up of Tungsten Carbide, Carbon, Cobalt, and other metals which, under heat and pressure are formed into a bit tip.

Made to ANSI standard B212.15-1994.

SVI Part Number	Diameter	Overall Length	Drilling Depth
BH-7073-08-14	1/2"	14"	8"
BH-7073-08-18	1/2"	18"	12"
BH-7073-08-22	1/2"	22"	16"
BH-7073-08-28	1/2"	28"	22"
BH-7073-08-42	1/2"	42"	36"
BH-7073-10-14	5/8"	14"	8"
BH-7073-10-18	5/8"	18"	12"
BH-7073-10-22	5/8"	22"	16"
BH-7073-10-28	5/8"	28"	22"
BH-7073-10-42	5/8"	42"	36"
BH-7073-12-14	3/4"	14"	8"
BH-7073-12-18	3/4"	18"	12"
BH-7073-12-22	3/4"	22"	16"
BH-7073-12-28	3/4"	28"	22"
BH-7073-12-42	3/4"	42"	36"

CONCRETE-TERMITE Rotary Hammer Carbide Bits

Spline Drive



Fits Spline Drive drive rotary hammers.

Speed range 400-100 RPM at up to 4500 blows per minute.

Carbide tip is composed of a powder made up of Tungsten Carbide, Carbon, Cobalt, and other metals which, under heat and pressure are formed into a bit tip.

Made to ANSI standard B212.15-1994.

SVI Part Number	Diameter	Overall Length	Drilling Depth
BH-7071-08-14	1/2"	14"	8"
BH-7071-08-18	1/2"	18"	12"
BH-7071-08-22	1/2"	22"	16"
BH-7071-08-28	1/2"	28"	22"
BH-7071-08-42	1/2"	42"	36"
BH-7071-10-14	5/8"	14"	8"
BH-7071-10-18	5/8"	18"	12"
BH-7071-10-22	5/8"	22"	16"
BH-7071-10-28	5/8"	28"	22"
BH-7071-10-42	5/8"	42"	36"
BH-7071-12-14	3/4"	14"	8"
BH-7071-12-18	3/4"	18"	12"
BH-7071-12-22	3/4"	22"	16"
BH-7071-12-28	3/4"	28"	22"
BH-7071-12-42	3/4"	42"	36"

ACRYLIC-TIE®
BOND-MAX™
SET Epoxy-Tie®
ET Epoxy-Tie®
ETF Epoxy-Tie®
ETI Injection Epoxy
CRACK-PAC® FLEX-H2O™

BH-7078-01 Simpson EDT22B **Epoxy Dispensing Gun side by side**
BH-7078-02 Simpson EMN22 **Mixing Nozzles (5)**
BH-7078-03 Simpson SET22 **High Strength Epoxy side by side**

***Other Items Available—Call today!**

High Strength Anchoring Epoxy and Adhesive*

SVI also supplies High Strength Anchoring Epoxy and Crack Repair Adhesive Systems. Call SVI with your specific needs and we will help you get the right product for the job in front of you.



SVI is your answer.



Rotary Drill-Only Carbide Tipped Rebar Cutter



Another answer to drilling through concrete-embedded rebar! No more broken or shattered hammer bits; now you can drill right through the rebar and not have to relocate the lift or hole to avoid the rebar.

SVI Part Number	Diameter	Overall Length	Weight (lbs.)	Suggested RPM's
BH-7076-08	1/2"	12"	0.6	850-1200
BH-7076-10	5/8"	12"	0.8	750-1000
BH-7076-10A	5/8"	18"	1.3	750-1000
BH-7076-12	3/4"	12"	1.1	600-850
BH-7076-12A	3/4"	18"	1.6	600-850


Easy as

1



When rebar is encountered while drilling with a rotary hammer and carbide hammer bit, immediately stop the hammer and remove the bit from the hole (failure to stop will severely damage a carbide hammer bit - regardless of manufacturer's claim)

2



Mount a rotary rebar cutter in a standard 1/2" drill motor or 1/2" hammer drill (with the selector in the rotary-only position); insert the rotary rebar cutter into the hole and drill through the embedded rebar.

3



Remove the rotary rebar cutter after the rebar has been drilled completely through and finish drilling the hole with the rotary hammer and hammer bit.

NOTE: These carbide-tipped rotary rebar cutters are designed for use in a standard 1/2" drill motor, but a hammer drill with a standard 3-jaw chuck may be used provided the selector mechanism on the hammer drill is kept in the rotary only position. Carbide-tipped rotary rebar cutters are intended for **rotary** drilling only; percussion (hammering action) will damage the tool.

For Rebar cutters that work in SDS and Spline style drills, see page 11 of this booklet.



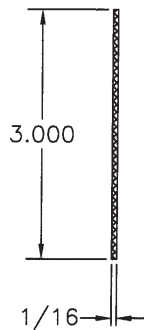
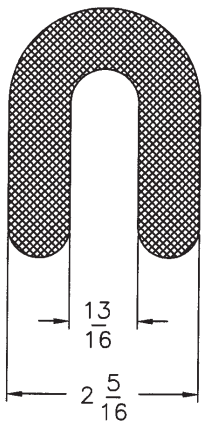
Shim Kits *keep them on-hand. stock up today.*

Shims for 3/4" Wedge and Screw Anchors




Color-coded for easy usage.

BH-7512-90	1/16" thick	Blue	(50 Pack)
BH-7512-91	1/8" thick	Red	(50 Pack)
BH-7512-89	1/4" thick	Black	(50 Pack)
BH-7512-92	Assortment Pack (50 of each)		



BLUE
BH-7512-90



RED
BH-7512-91



BLACK
BH-7512-89

HEAVY-DUTY PLASTIC SLOTTED SHIMS

Extra-thick shims make it easy to level and align 2- and 4-post surface mount lifts. These rugged plastic shims will not corrode, rot or rust. SVI shims are a must-have for every professional lift installer in the industry.

SuperSocket



SVI Part

BH-7085-02 3/4" Drive
BH-7085-01 1/2" Drive

Note: ratchet not included



SuperSocket Benefits:

- Keeps you off your knees.
- Reduces fatigue.
- Allows you to achieve higher and more consistent torque values with less energy.
- Lets you work with your legs rather than your back.
- Easier on your joints.

Features:

- 1/2" or 3/4" Drive available.
- 1-1/8" Hex (for 3/4" anchor).
- 40" Long.
- Powder Coat Finish.
- Can be used as a lift roller or pry bar.

The following referenced trademarks are the property of the companies indicated:

• AEG®, AEG Power Tool Corp. • B&D®, Black and Decker Mfg. Co. • Bosch®, Robert Bosch Corporation • Hilti®, Hilti Corporation • Hitachi®, Hitachi Koki Company Ltd. • Kango®, Kango Wolf Power Tools USA • Makita®, Makita USA, Inc. • Metabo®, Ferrostaal-Metabo Tool Corporation • Millers Falls®, The Ingersoll-Rand Co. • Milwaukee®, Milwaukee Electric Tool Corporation • Porter-Cable®, Porter-Cable Corporation • Red Head®, Ramset Fastening Systems • Ryobi®, Ryobi America Corporation • SDS+® and SDS-max®, Robert Bosch Corporation • Strong-Bolt™, Simpson Strong-Tie • Skil® Skil Corporation • Titen HD™, Simpson Strong-Tie • TRUBOLT®, Ramset Fastening Systems

All names, numbers, symbols and descriptions are used for reference purposes only. It is not implied that any part listed is the product of these manufacturers; however, some parts may be the actual product of these manufacturers.

**TERMS AND CONDITIONS OF THE
SALES ORDER
FOR SVI INTERNATIONAL, INC.**

1. **GENERAL.** The terms and conditions of sales order outlined herein shall apply to the sale by SVI INTERNATIONAL, INC. (hereinafter referred to as "Company") of the items described on the facing page (hereinafter referred to as "Merchandise") to Purchaser.
2. **DELIVERY.** Delivery shall be deemed to be complete when the Merchandise has been shipped F.O.B. Company's plants in DeKalb, Illinois, Duarte, California; and Baltimore, Maryland ("Company's plants"). Shipments are subject to delays from causes or contingencies beyond the reasonable control of the Company. When otherwise not specified, shipments will be made in standard containers via carrier which, in the judgment of the Company, will result in the most practical method. Title and right of possession will pass to the Purchaser upon receipt by the carrier at the shipping point. If a customer of the Company should specify a specific carrier's method of shipment (i.e. UPS Next Day Air) and that carrier does not perform to the customer's expectations, freight credit to a customer's account will not be issued unless the Company can first obtain a credit.
3. **RISK OF LOSS.** Identification of the Merchandise under Uniform Commercial Code (hereinafter referred to as "UCC") Section 2-501 shall take place at the moment of shipment F.O.B. Company's plants. Risk of loss shall pass to the Purchaser when the Merchandise is shipped from the Company's plants.
4. **TITLE.** Title to the merchandise shall transfer to the Purchaser when the Merchandise is shipped from the Company's plants.
5. **WARRANTIES.** The Company guarantees its products to be free from defects in workmanship and raw materials for a period of one year from date of purchase. THIS WARRANTY IS EXPRESSLY IN LIEU OF ANY AND ALL WARRANTIES EXPRESS OR IMPLIED. COMPANY DOES NOT WARRANT THE MERCHANDISE IS MERCHANTABILITY OR FIT FOR ANY PARTICULAR PURPOSE. Company's liability for breach of the terms of this Agreement, including any warranty, is limited to either refund of the invoice price of the Merchandise or at Company's option, replacement of the Merchandise free of charge, including transportation charges but not including the cost of labor. Purchaser has not relied on any statement or upon the conduct of Company with respect to the prospective use of the merchandise. Company shall not be liable for and Purchaser waives any and all claims for any loss or damage, directly or indirectly, arising from the use of the Merchandise and for punitive, incidental or consequential damages, including, but not limited to, damages to property, for loss of use, loss of time, loss of profit or loss of income. The Company does not authorize the sale of our products under any other warranty, expressed or implied.
6. **SETOFF.** All claims for money due or to become due from the Company shall be subject to deduction by the Company for any setoff or counterclaim arising out of this or any other claims of the Company or its affiliated companies, whether such setoff or counterclaim arose before or after any assignment by Purchaser.
7. **INDEMNIFICATION.** Purchaser agrees to indemnify the Company and hold it harmless from and against all claims, liability, loss, damage or expense, including reasonable counsel fees, arising from or by reason of any modifications or alterations made by Purchaser. If a customer of the Company modifies or alters any part, in any manner whatsoever, or uses any part in departure from recommended performance specifications, said customer agrees to indemnify and hold the Company harmless from and against all liability and expenses based on damage to property or injury to or death of any person arising out of or attributable to such modified or altered part. Further, the Company will not accept any such modified or altered part for credit to a customer's account.
8. **FREIGHT POLICY.** Freight charges on individual orders less than \$3,000 in net value are prepaid and added to invoice or collect F.O.B. shipping point. Freight charges (standard ground service and continental US only) on individual orders more than \$3,000 net value are paid by the Company F.O.B. shipping point. Note: customers with C.O.D. terms are responsible for all carrier C.O.D. fees regardless of order net value.
9. **RETURN POLICY.** To return parts for credit or inspection Purchaser must first contact the Company to obtain a Return Goods Authorization number (RGA#). Once Purchaser has obtained an RGA# the parts can be returned freight prepaid only. The RGA# must be on the outside of the container in a highly visible location. All parts must be returned freight prepaid and the shipment must include a letter of explanation giving the specific reason for return including details as to the conditions under which the part or parts operated. Note: parts returned without an RGA#, freight collect or without written explanation may be refused. Parts which have been used in any way or manner, including any installation or incorporation into a lift or hoist, shall NOT be eligible for return whether or not an RGA has been assigned.
10. **RESTOCK CHARGE.** Returns are subject to up to twenty-five (25%) restocking charge. Refusals are subject to the same restocking charge plus the cost of outbound and return freight charges and/or fees incurred by the Company due to shipment refusal.
11. **PRICES AND PAYMENTS.** All prices are subject to change without notice. All prices are F.O.B. shipping point. The Company standard terms are net 30 days, C.O.D. company check, C.O.D. cash, VISA, MasterCard, Discover or American Express. However, if in the judgment of the Company, the financial condition of the Purchaser at any time does not justify shipment according to standard terms of payment, the Company may require full or partial payment in advance.
12. **INTERPRETATION.** This sales order is intended by the parties as a complete and exclusive statement of the terms of their agreement. It supersedes all prior agreements, written or oral. No course of prior dealings between the parties and no usage of the trade shall be relevant to supplement or explain any terms used in this sales order. Acceptance or acquiescence in a course of performance rendered under this purchase order shall not be relevant to determine the meaning of this sales order even though the accepting or acquiescing party has knowledge of the nature of the performance and opportunity for objection. Whenever a term defined by the UCC is used in this sales order the definition contained in the UCC shall control.
13. **MODIFICATION.** This sales order can be modified or rescinded only by a writing signed by both parties.
14. **WAIVER.** No claim or right arising out of a breach of this sales order can be discharged in whole or in part by a waiver or renunciation of the claim or right unless such waiver or renunciation is supported by consideration and is in writing signed by the aggrieved party.
15. **ASSIGNMENT.** No right or interest in this sales order shall be assigned by either party without the written consent of the other and no delegation of any obligation owed, or of the performance of any obligation by either the Company or Purchaser shall be made without the written consent of the other party. Any attempted assignment or delegation not made in conformity with this paragraph shall be wholly void and totally ineffective for all purposes.
16. **TIME TO PERFORM AND BRING ACTION.** Time is of the essence of this sales order. Any action for breach of this sales order shall be commenced within two (2) years after the cause of action has accrued. Any party who loses any litigation shall reimburse the other party for costs including reasonable attorneys fees. The exclusive jurisdiction for any legal action shall be the Circuit Court of DeKalb County, Illinois.
17. **APPLICABLE LAW.** This sales order shall be governed by the UCC of Illinois as effective and in force on the date of this sales order.